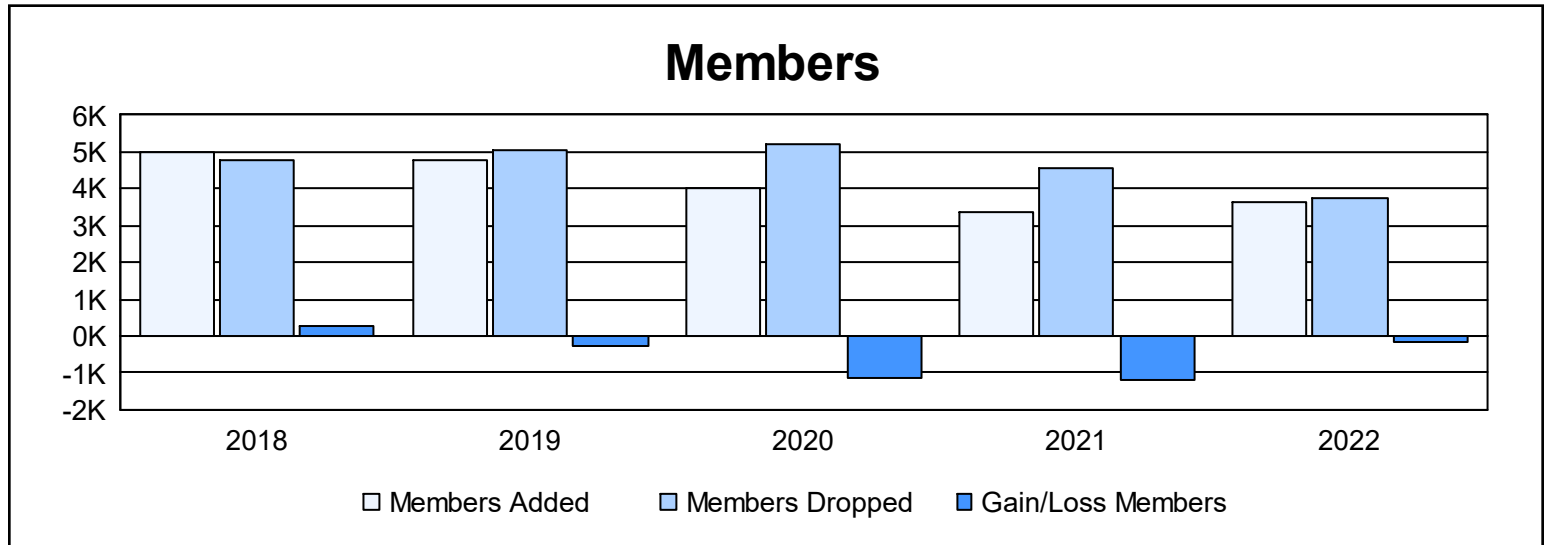
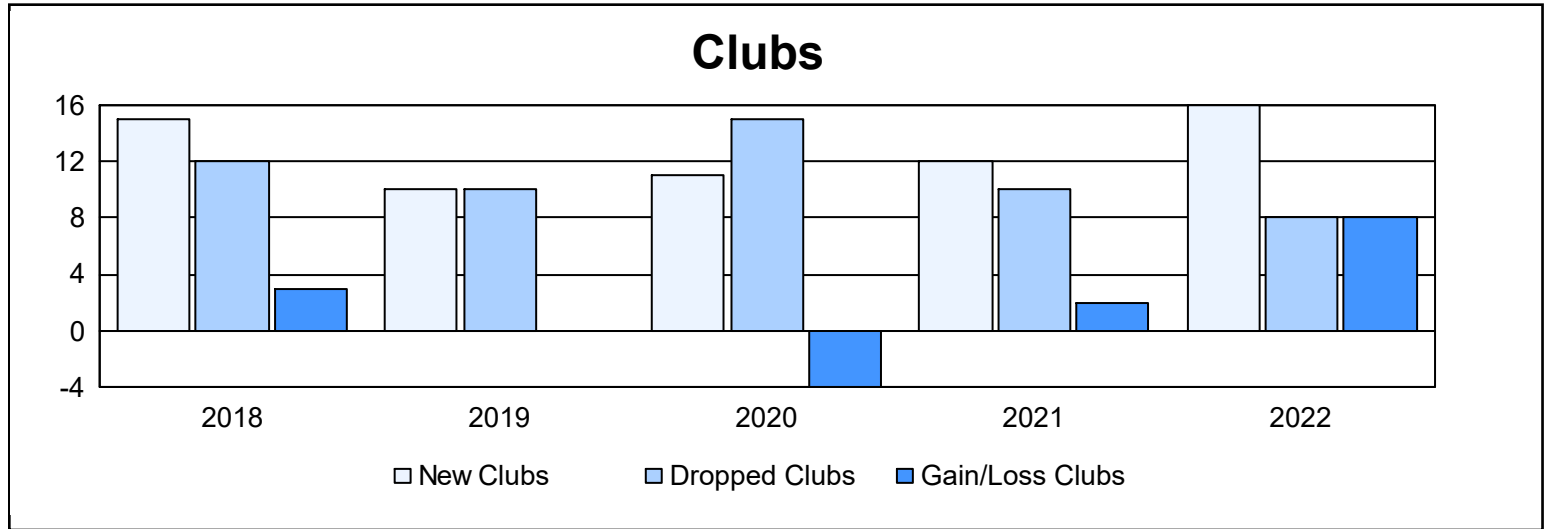
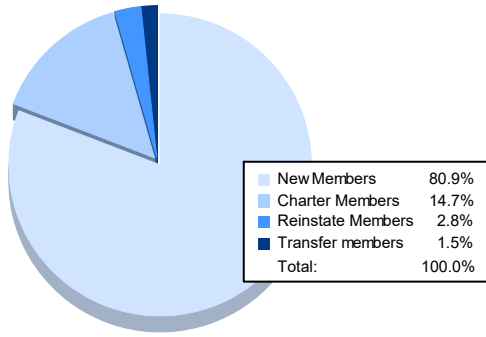


| Year | New Clubs | Dropped Clubs | Gain/ Loss Clubs | New Members | Charter Members | Reinstate Members | Transfer Members | Total Member Added | Total Members Dropped | Gain/ Loss Members |
|----------------|-----------|---------------|------------------|--------------|-----------------|-------------------|------------------|--------------------|-----------------------|--------------------|
| 2017-2018 | 15 | 12 | 3 | 4,167 | 587 | 160 | 95 | 5,009 | 4,758 | 251 |
| 2018-2019 | 10 | 10 | 0 | 4,118 | 433 | 188 | 50 | 4,789 | 5,051 | -262 |
| 2019-2020 | 11 | 15 | -4 | 3,460 | 410 | 107 | 61 | 4,038 | 5,195 | -1,157 |
| 2020-2021 | 12 | 10 | 2 | 2,800 | 421 | 129 | 37 | 3,387 | 4,567 | -1,180 |
| 2021-2022 | 16 | 8 | 8 | 2,928 | 533 | 101 | 56 | 3,618 | 3,770 | -152 |
| Average | 13 | 11 | 2 | 3,495 | 477 | 137 | 60 | 4,168 | 4,668 | -500 |



Membership Composition June 2022 Cumulative



Gender Composition June 2022 Cumulative

